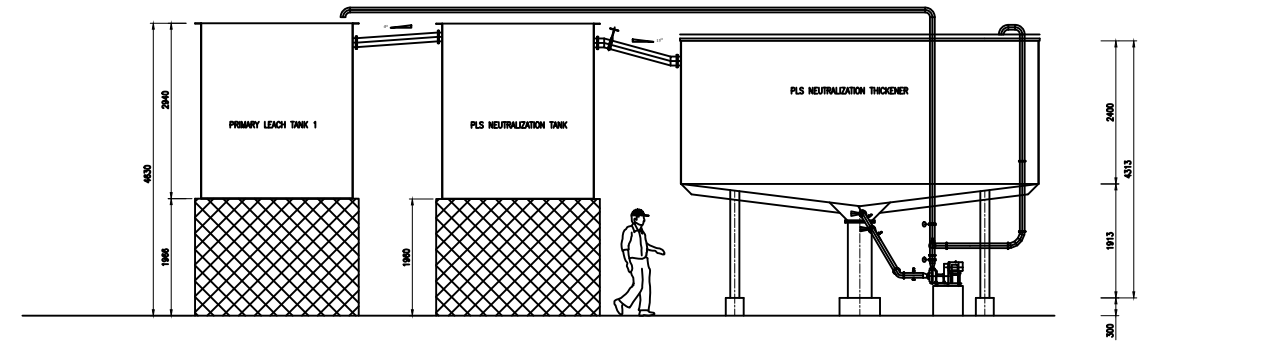
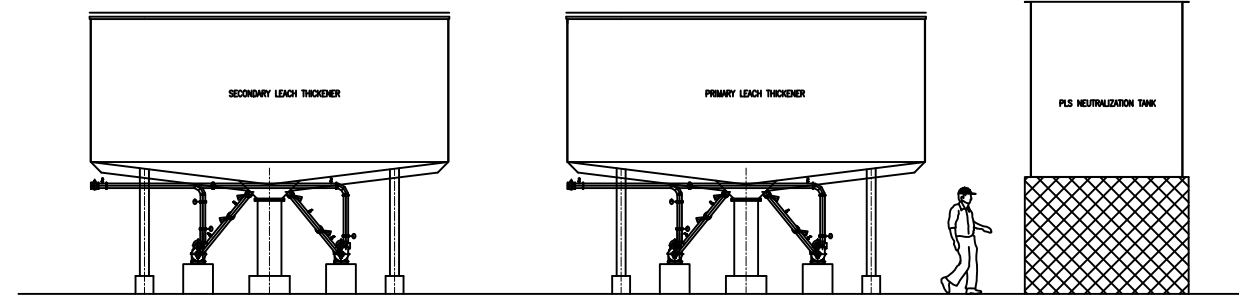


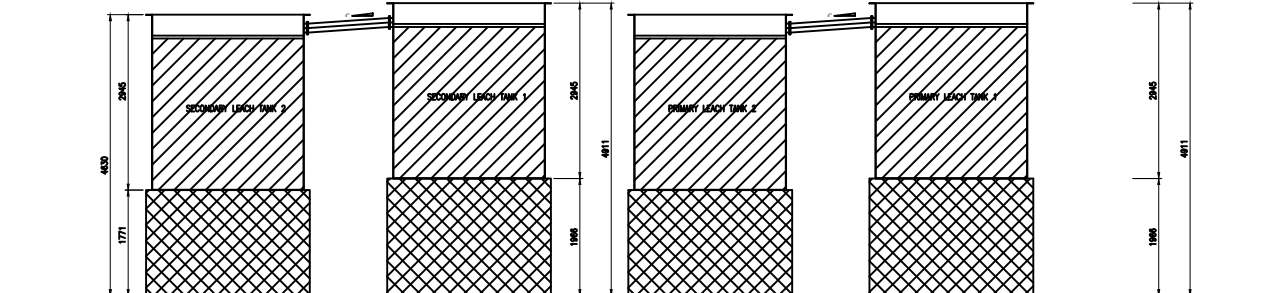
PLAN VIEW ON ACID-BRINE LEACH PLANT



VIEW A-A



VIEW B-B



SECTION C-C

DRAWN BY		NAME	DATE	APPROVED BY		
DRAWN BY		E. MUSONDA	12/08/2016	NAME	DATE	SIGN
DESIGNED BY		EDWARD MUSONDA	12/08/2016			
REVISIONS	B	23/12/2016	UPDATED WITH VENDOR INFOR	T. FRANCIS		
	A	17/08/2016	ISSUED FOR REVIEW	T. FRANCIS		
	No.	DATE	DESCRIPTION			

ENVIRO PROCESSING LIMITED
ACID BRINE LEACH
AREA LAYOUT - LEACH AND THICKENERS
PLANS, ELEVATIONS AND SECTIONS

DWG No. EPL - L001 - LCH - 001 SCALE 1 : 1 SHEET 1 OF 1 A2